

# Rangehoods



## Meeting the demands of today's kitchens

Emilia Glem rangehoods meet the demands of today's kitchens and complement the extensive range of Emilia and Glem cooking appliances.

The slide out rangehoods allow for integration with cupboards for compact, urban living and streamlined, galley kitchens. For larger showpiece kitchens, the elegant canopy rangehoods provide high extraction capacity and a commercial look that appeals to serious cooks.

All rangehoods feature quality stainless steel construction and dishwasher safe filters, working to minimise cooking odours and moisture build up in the home.

## STD60 60cm FIXED RANGEHOOD



- 60cm wide
- Stainless steel construction
- Washable acrylic filter
- Single motor
- Single light
- 180 cubic metre per hour extraction
- 3 speed fan

## GGFR600SS - 60cm RECIRCULATING SLIDE OUT RANGEHOOD



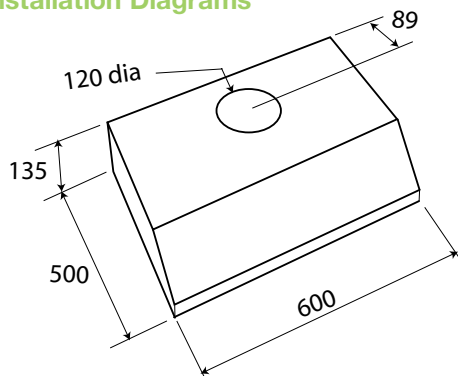
- 60cm wide
- 80mm Stainless steel front rail
- Recirculating installation
- Single light
- 385 cubic metre per hour extraction
- 2 speed

## CKS61MXI - 60cm SLIDE OUT RANGEHOOD

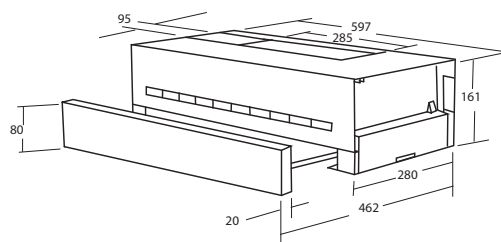


- 60cm wide
- Stainless steel construction
- Twin lights
- Twin motor
- 400 cubic metre per hour extraction
- 3 speed
- Washable metal filters

## Installation Diagrams



STD60



GGFR600SS

# Rangehoods

## CK60 - 60cm CANOPY

- 60cm wide
- Stainless steel construction
- 2 mesh filters – dishwasher safe
- 2 Halogen lights
- Electronic controls
- 750 cubic metre per hour extraction
- 3 speed fan



## CK90 - 90cm CANOPY

- 90cm wide
- Stainless steel construction
- 3 mesh filters – dishwasher safe
- 2 Halogen lights
- Electronic controls
- 750 cubic metre per hour extraction
- 3 speed fan



## CK60CG - 60cm curved glass canopy



- 60cm wide
- Stainless steel construction
- 1 mesh filter – dishwasher safe
- 2 Halogen lights
- Electronic controls
- 750 cubic metre per hour extraction
- 3 speed fan

## CK90CG - 90cm CURVED GLASS CANOPY

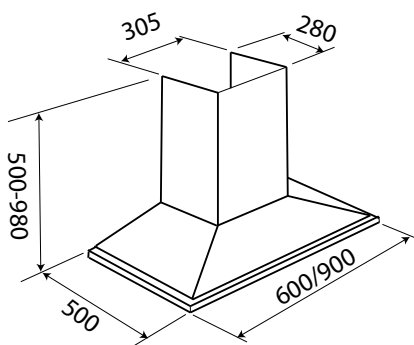


- 90cm wide
- Stainless steel construction
- 2 mesh filters – dishwasher safe
- 2 Halogen lights
- Electronic controls
- 750 cubic metre per hour extraction
- 3 speed fan

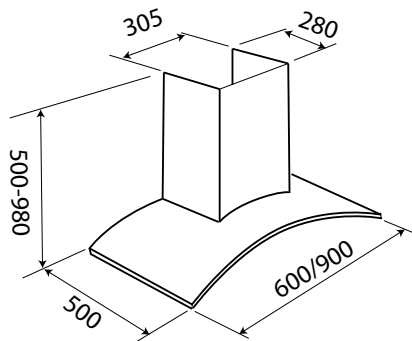
## CK90FG - 90cm FLAT GLASS CANOPY



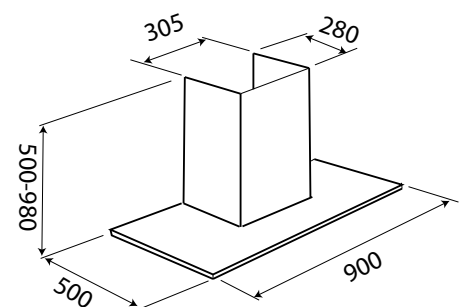
- 90cm wide
- Stainless steel construction
- 2 mesh filters – dishwasher safe
- 2 Halogen lights
- Electronic controls
- 750 cubic metre per hour extraction
- 3 speed fan



CK60 AND CK90



CK60CG AND CK90CG



CK90FG